








PLAN SYMBOL	COLOR	MUTCD CODE	SIZE (IN.)
	BLACK ON FLUORESCENT YELLOW-GREEN	W11-1	30 X 30
	BLACK ON FLUORESCENT YELLOW-GREEN	TYPE SPECIAL	24 X 12
	BLACK ON FLUORESCENT YELLOW-GREEN	W11-15	30 X 30
	BLACK ON FLUORESCENT YELLOW-GREEN	W16-7P (R OR L)	24 X 12
	RED AND BLACK ON WHITE	R8-3	18 X 18
	RED ON WHITE	R7-202P	12 X 6
	RED ON WHITE	TYPE SPECIAL	12 X 6

NOTES:

1. ALL SIGNS SHALL MEET THE LATEST REQUIREMENTS OF THE MANUAL ON UNIFORM TRAFFIC CONTROL DEVICES (MUTCD).
2. ALL SIGNS MUST MEET 2K FONT REQUIREMENTS.
3. ALL SIGNS MUST BE MASH-16 COMPLIANT.