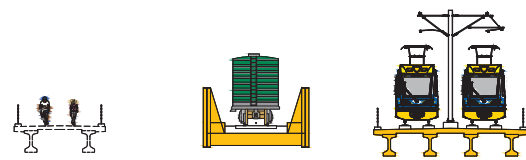


# SOUTHWEST LRT ALIGNMENT

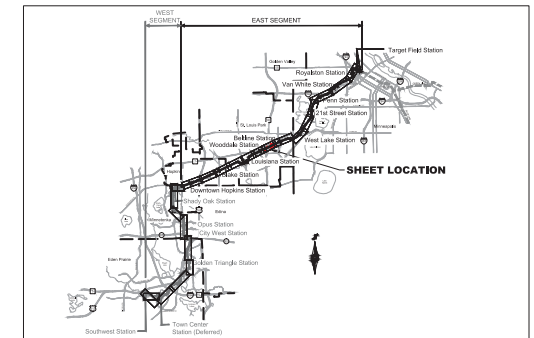
## SEGMENT E2 - ST. LOUIS PARK

### TH 100

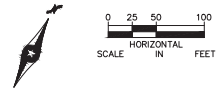


TYPICAL SECTION AT BRIDGE

COLOR LEGEND	
	LRT TRACK AREA
	PEDESTRIAN / SIDEWALK AREA
	STATION PLATFORM
	TUNNEL
	ROADWAY
	TRAIL / BIKEWAY
	SURFACE PARKING
	BRIDGE
	RETAINING WALL
	EXISTING SIGNALIZED INTERSECTION
	PROPOSED SIGNALIZED INTERSECTION
	TRACTION POWER SUBSTATION
	SYSTEMS BUILDING (DESIGN VARIES)
	GATE ARM
	TOTAL PROPERTY ACQUISITION
	PARTIAL PROPERTY ACQUISITION
	RIGHT OF WAY
	PROPERTY LINE
	TEMPORARY CONSTRUCTION EASEMENT



JUNE 2017



17